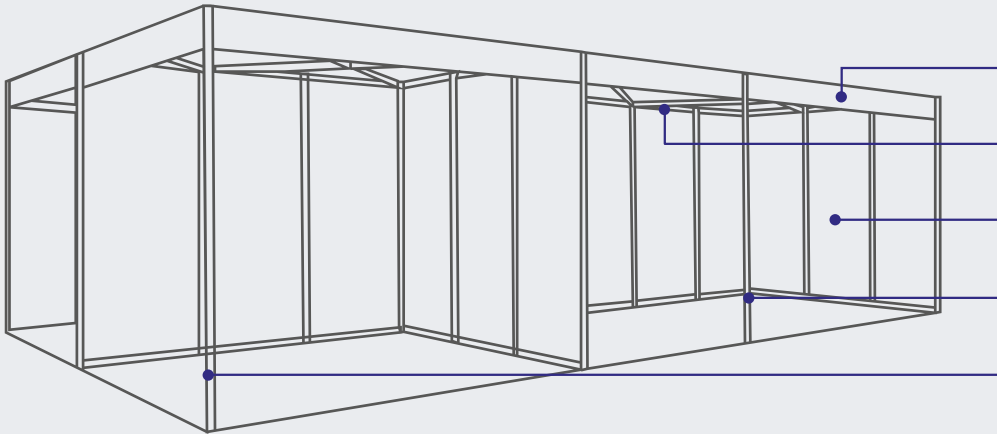


The Octanorm Shell Scheme.



Basic Shell



Fascia

With 200mm high display area.

Ceiling Beams

See diagram on next page.

Wall Panels

See diagram on next page.

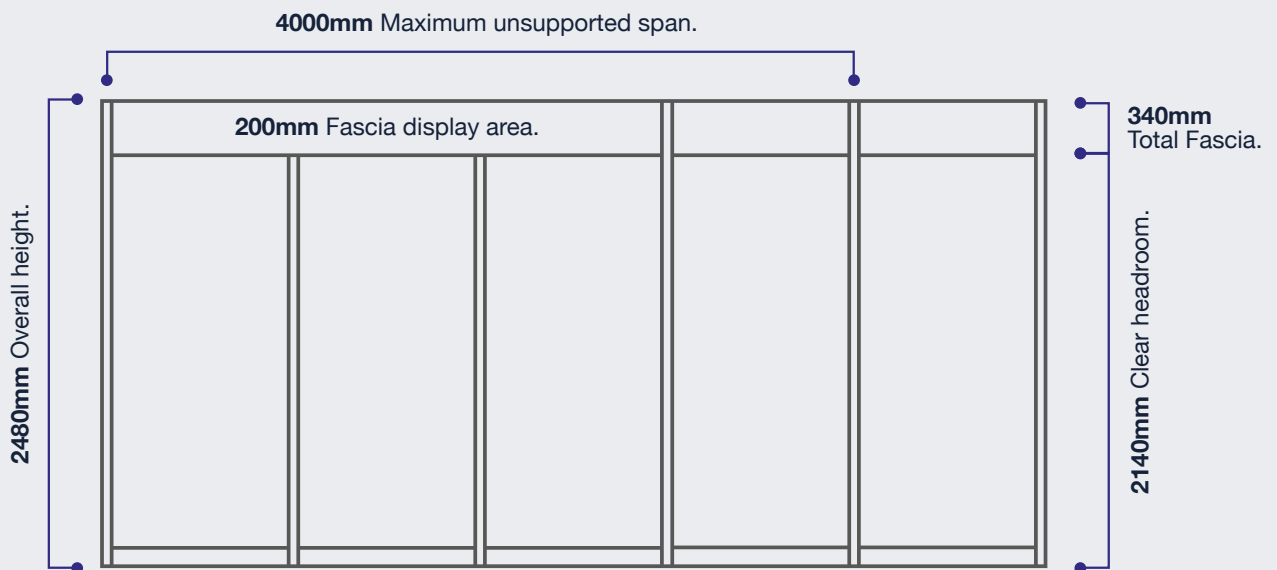
Intermediate Support

On all frontages exceeding 4m.

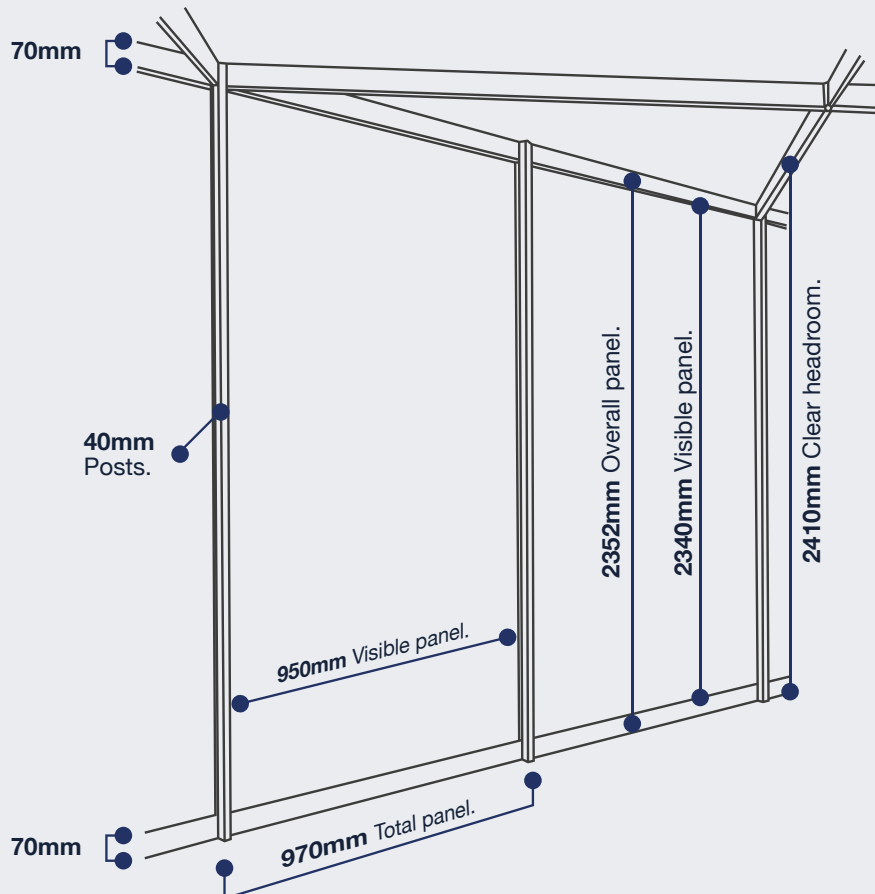
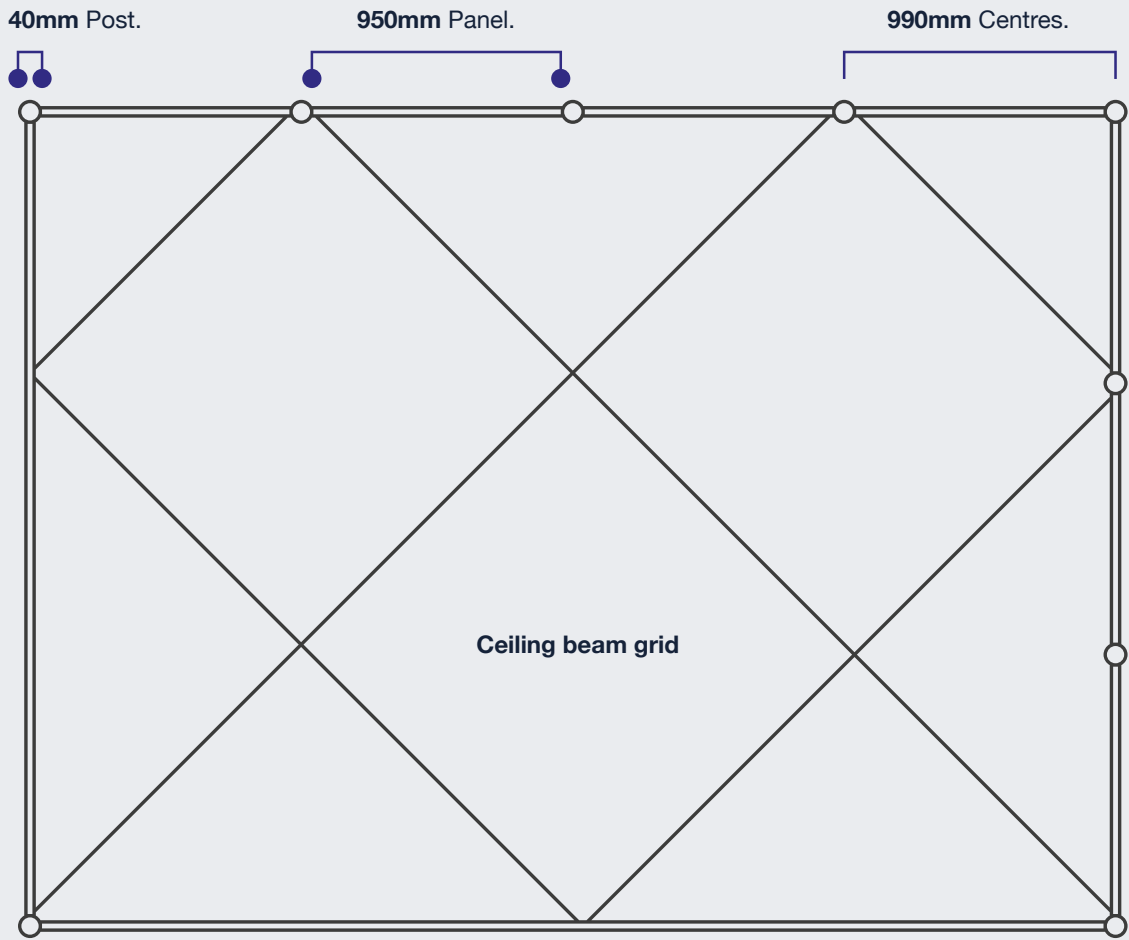
Corner Support

For stands with open corners.

Elevation



Plan



OCTANORM

Panel dimension detail

Fixing shelves, hanging rails and display panels

When ordering shelves or hanging rails please send plan (see over) indicating clearly where shelves, etc. are to be fixed on wall. Please also state height from floor. Sending this information before the build-up starts is essential to prevent delays on site.

Graphic panels (fitted into system)

For production of graphic panels to be fitted directly into the system, the overall finished size is 970mm x 2352mm, with visible size being 950mm x 2340mm when fitted into system.

Display panels (mounted onto system)

For production of display panels to be fitted onto the walls in between the beams and posts, the overall finished size is 950 x 2340mm.

These panels can be produced and fitted by our shell scheme supplier, Anchor Exhibitions.

**IF THE ABOVE DIMENSIONS AND DIAGRAMS ARE CRITICAL TO YOUR
STAND SET-UP PLEASE CONTACT ANCHOR EXHIBITIONS TO
CONFIRM THAT THERE HAVE BEEN NO CHANGES**

if you have any queries regarding these measurements, please contact
Anchor Exhibitions on Tel. 01455 612341 or email admin@anchor-exhibitions.co.uk

Contact us.

Need more information?

We're here to help!

General show enquiries

+44 (0) 1258 857700

info@shownews.co.uk

Accounts & Payment Plan

accounts@frlmedia.com

Creative, Socials, Marketing & Website

phil@frlmedia.com

Contact our preferred service providers

Anchor Exhibitions

(shell scheme providers)

+44 (0) 1455 612341

admin@anchor-exhibitions.co.uk

Inspire Hire

(Preferred furniture hire provider)

+44 (0) 7825 301665

sales@inspirehire.co.uk

Gun Review

Watch all episodes on our
website now!



SHOOTINGSHOW.CO.UK